



FLAT METAL SHEET LINING



Flat metal sheet kit to line the inside of the silo.

Development of a new flat metal sheet kit to line the inside of the silos and leave them completely smooth.

For hopper and flat bottom silos.

The main characteristics are:

VARIOUS DIAMETERS


Available for any silo diameter.

*Please consult special assembly instructions.



ASSEMBLY ON STANDARD SILO

No crane is needed for assembly and it goes up together with the silo.



TECHNICAL DATA

	MINIMUM	MAXIMUM
SILO DIAMETERS	4,58	41,25